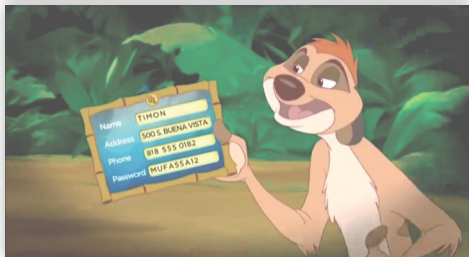


# ► ClickView June 2017

Monthly Curriculum Library  
Update for Primary Schools



# Contents

<b>English</b>	Handwriting Tips	3
<b>Geography</b>	<b>Miniclips</b>	
	Continents and Oceans	4
	Global Connections: Aid, Tourism and Cultural Events	5
	Global Connections: Migration, Education and Trade	5
<b>PDHPE</b>	<b>Don't Be a Dummy</b>	
	Be Aware of Your Surroundings	6
	Be Safe at Home	7
	Look after Your Belongings	7
	Safe Travels	7
<b>Science</b>	<b>Miniclips</b>	
	States of Water: Ready, Set, Flow!	8


## Catalogue Key

<b>min</b>	Duration in minutes
<b>AR</b>	Additional Resources: Student activities and support notes to assist teachers
<b>CC</b>	Closed captions



# English

Stills from our new title



## Handwriting Tips

This engaging clip provides clear and precise instructions to students who wish to develop fluency and neatness in their handwriting. A difficult skill to master, handwriting requires practice of simple, repeatable exercises such as those presented in this programme. Left-handed writing is also addressed, with useful tips accompanied by graphic demonstrations.

**Mid Primary - Snr Primary**

### Additional Resources

- Improving your Handwriting
- Practice Makes Perfect
- Design a Font
- Suggested Responses
- Transcript

2015 | 6 min | CC | AR



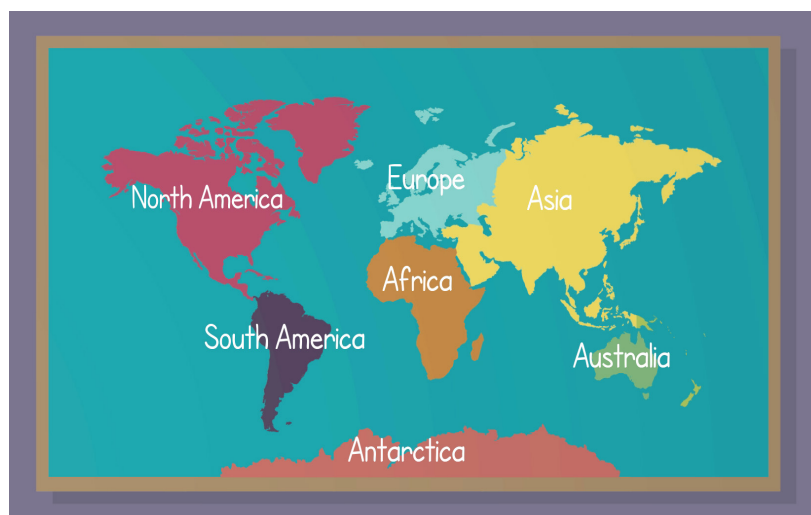
# Geography

Stills from our new series



## Miniclips

The world is a big place, and might seem too complex to understand. These new Miniclips introduce the way we divide the world into continents and oceans, and how we connect with each other through aid, tourism, culture, migration, education, and trade. A wonder way to make the big, wide world more accessible to your students!



2017 | 6 min | CC | AR

## Continents and Oceans

Does the world's population live on one giant land mass? Or is the world organised in a different way? Introduce your students to the amazing continents and oceans of the world in this Miniclip! Using a world map to explore these geographical divisions and bursting with fun facts, this Miniclip will be a winner with your class!

**Jnr Primary**

### Additional Resources

- Teacher Pack
- My Passport
- Cut It Out, Continents!
- Our Wonderful World Map
- Our Wonderful World Overview
- Near, Far, Wherever You Are
- Papier Mache Instructions
- Albert the Explorer



## Global Connections: Aid, Tourism and Cultural Events

In this day and age, people all around the world are connected to each other in a variety of different ways. This Miniclip explores these global connections by focusing on international aid, tourism, and cultural events. How do these three things connect people from around the world? How is your classroom globally connected? With the help of this Miniclip, your students will discuss how the world is connected regardless of distance, and become more aware and active global citizens.

**Snr Primary**

### Additional Resources

- Teacher Pack

2017 | 7 min | CC | AR



## Global Connections: Migration, Education and Trade

The food you eat, the clothes you wear, and the furniture you use. Chances are that all three of these things have been manufactured in countries other than your own, which means you interact with lots of countries before you even leave the house to go to school! We are connected with other countries through international trade of goods and services, education, and migration – including asylum seekers and refugees. This wonderfully animated Miniclip brings this myriad of global connections to life, and will encourage your students to start discussing the ways we are all connected, and the role we have as global citizens.

**Snr Primary**

### Additional Resources


- Teacher Pack
- Trading around the World

2017 | 5 min | CC | AR



# PDHPE

Stills from our new series



## Don't Be a Dummy

In this series, a dark and mysterious character, The Collector, sends his mannequins into the real world to face dire safety consequences. Fran, Francis, Sam and Samantha try to help, but fortunately...I mean – unfortunately...the mannequins seem destined to meet their demise.



## Be Aware of Your Surroundings

This is a suspenseful tale about the consequences we face if we are not aware of our surroundings. Follow Billy's journey to school as his friends try to help, but Billy ultimately does not listen. Through Billy's misadventures, students will learn about the need to watch where you are walking, listen to the environment around you, follow road safety rules, and keep track of your belongings.

### Snr Primary

#### Additional Resources

- Am I Safe?
- Comprehension Questions
- Suggested Responses
- Transcript

2017 | 5 min | CC | AR



## Be Safe at Home

In this 'terrifying' tale, Billie mysteriously turns up at Sam and Samantha's house in the middle of a thunderstorm. Ignoring all the house rules their parents have put in place, Billie wreaks havoc before suddenly vanishing after answering a knock on the front door - disappearing just as mysteriously as she had arrived.

### Snr Primary

#### Additional Resources

- Home Safety in Action
- Comprehension Questions
- Suggested Responses
- Transcript

2017 | 6 min | CC | AR



## Look after Your Belongings

Follow Billie's tale of woe as she disregards the good advice of friends Sam and Samantha, who attempt in vain to teach her about taking responsibility for your own belongings. Students will learn about keeping valuable items safe and out of sight, and protecting personal information on their phones. Will Billie survive? Only time will tell...

### Snr Primary

#### Additional Resources

- A Lesson in Responsibility
- Comprehension Questions
- Suggested Responses
- Transcript

2016 | 21 min | CC | AR



## Safe Travels

This is a dangerous description of the perils faced when we do not make wise decisions when traveling. Take the ominous short cut or the safe way home? Approach a stranger or stay safe with friends? Keep yourself safe or prioritise your belongings? Fran and Francis make all these decisions and more...and with each step, Billy seems to walk ever closer to his doom.

### Snr Primary

#### Additional Resources


- A Picture of Safety
- Comprehension Questions
- Suggested Responses
- Transcript

2017 | 7 min | CC | AR



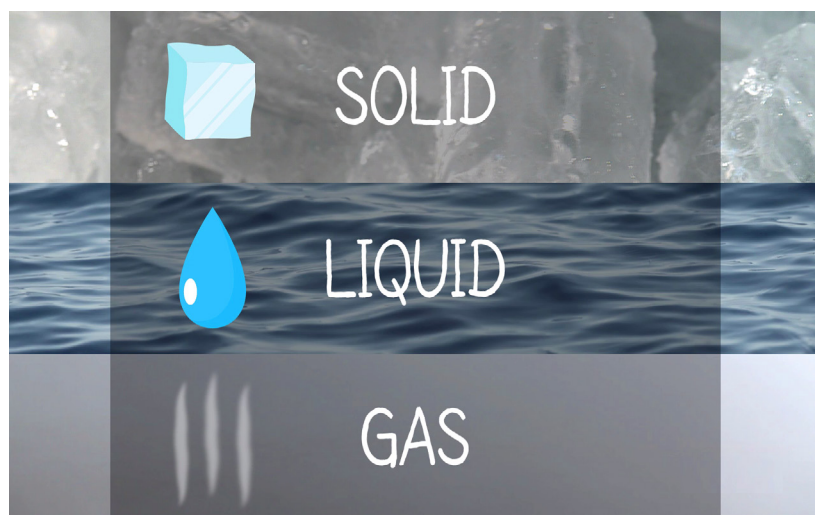
# Science

Stills from our new series



## Miniclips

Introduce your young students to the states of matter – solid, liquid and gas – by looking at water. Using familiar scenarios, students will understand how it exists in our everyday environments, and how they transform states through heating and cooling.



### States of Water: Ready, Set, Flow!

Solids, liquids and gases. These three states of matter surround us every single day. But how does matter change from one state to another? This Miniclip examines the states of matter by looking at water – the only substance that occurs naturally in each of these states – and explains how it transitions between each state through heating and cooling, while introducing the concepts of melting, freezing, condensation, and evaporation.

**Mid Primary - Snr Primary**

#### Additional Resources

- Teacher Pack
- Melting Morsels

2017 | 4 min | CC | AR