




ClickView July 2017

Monthly Curriculum Library
Update for Primary Schools



Monthly Curriculum Library
Update for Primary Schools



Contents

Mathematics

Geometry

Rotational Symmetry	3
---------------------	---

Miniclips

Dividing by Multiples of Powers of 10	4
---------------------------------------	---

Multiplying by Multiples of Powers of 10	4
------------------------------------------	---

Numbers

Divisibility Tests: 2–6	5
-------------------------	---

Divisibility Tests: 7–10	5
--------------------------	---

Factors	5
---------	---

Fractions of a Quantity	6
-------------------------	---

Fractions: Adding and Subtracting	6
-----------------------------------	---

Fractions: Adding and Subtracting Mixed Fractions	6
---------------------------------------------------	---

Fractions: Adding and Subtracting Mixed Fractions (Alternative Method)	7
------------------------------------------------------------------------	---

Fractions: Cancelling Down	7
----------------------------	---

Fractions: Introduction and Equivalent	7
----------------------------------------	---

Fractions: Mixed to Improper and Improper to Mixed	8
----------------------------------------------------	---

HCF and LCM	8
-------------	---

Multiples	8
-----------	---

Prime Factors	9
---------------	---

Primes	9
--------	---

Rounding to the Nearest 10, 100 and 1000	9
------------------------------------------	---

Representing Data

Pictograms	10
------------	----

Pie Charts: Drawing and Reading	10
---------------------------------	----

Science

Miniclips

Discovering Rocks and Soil	11
----------------------------	----

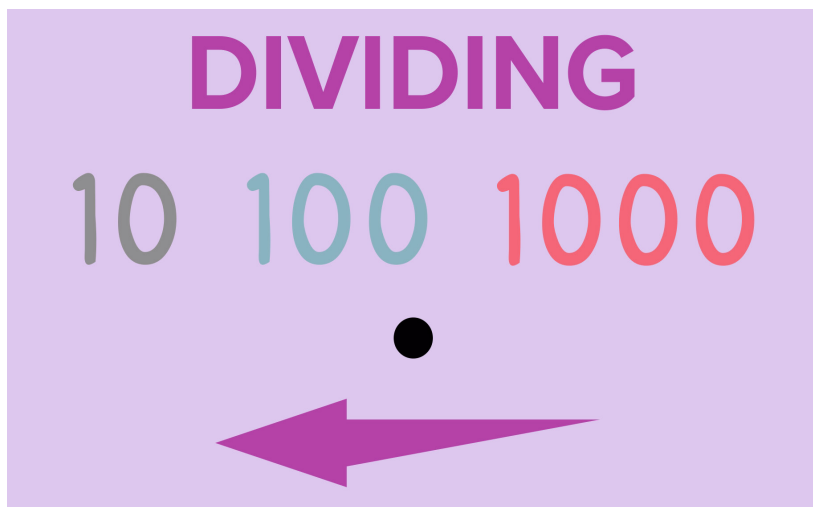
Plant Structures and Functions	12
--------------------------------	----

Catalogue Key

min	Duration in minutes
AR	Additional Resources: Student activities and support notes to assist teachers
CC	Closed captions

Miniclips

Understanding the processes of dividing and multiplying by 10, 100, and 1000 can be difficult to grasp, but with these new Miniclips, your students will be solving these problems with ease in no time!



2017 | 5 min | CC | AR

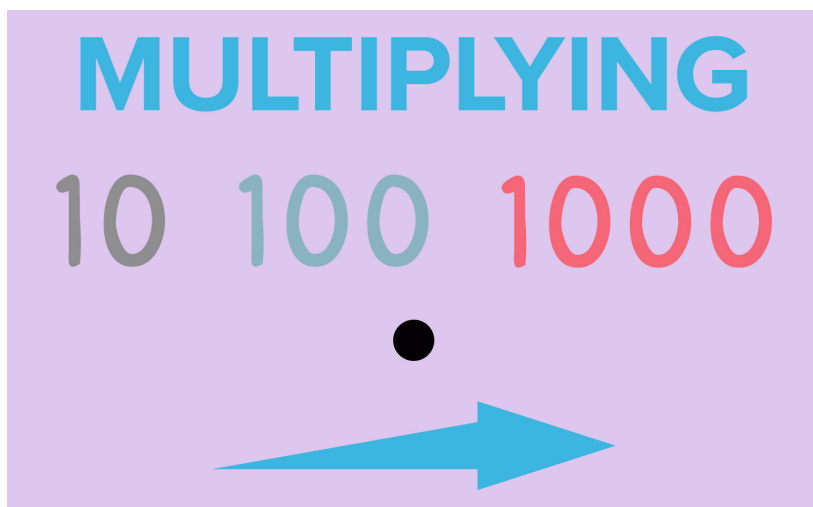
Dividing by Multiples of Powers of 10

Discover how to solve equations involving the division of multiples of powers of 10 with this Miniclip! Using clear animations and a real-world example to demonstrate the computation method, this clip will assist your students' understanding of this mathematical process.

Snr Primary

Additional Resources

- Teacher Pack
- Dividing by Multiples of Powers of 10
- Peel 'n' Place
- Think Board



2017 | 5 min | CC | AR

Multiplying by Multiples of Powers of 10

Multiplying by multiples of powers of 10 might sound confusing, but the process involved is relatively straightforward. Help your students wrap their heads around this multiplication strategy involving 10, 100, and 1000 with the help of this animated Miniclip, which features simple, engaging animation and real-world examples.


Snr Primary

Additional Resources

- Teacher Pack
- Multiplying by Multiples of Powers of 10
- Peel 'n' Place
- Think Board

Numbers

These math tutorials presented by an experienced mathematics teacher, can be used to introduce or reinforce topics such as factors, fractions, percentages, and rounding.

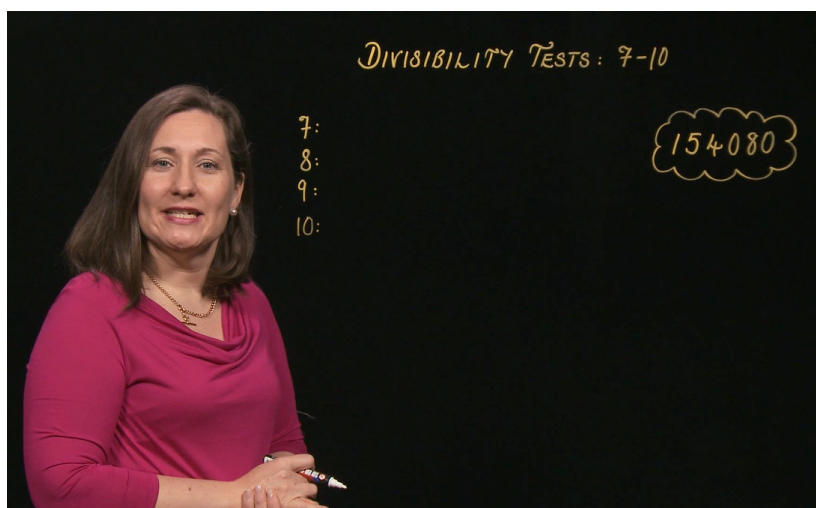


2013 | 3 min | CC

Divisibility Tests: 2–6

In this clip, students learn how to apply simple tests of divisibility for the numbers 2–6.

Snr Primary

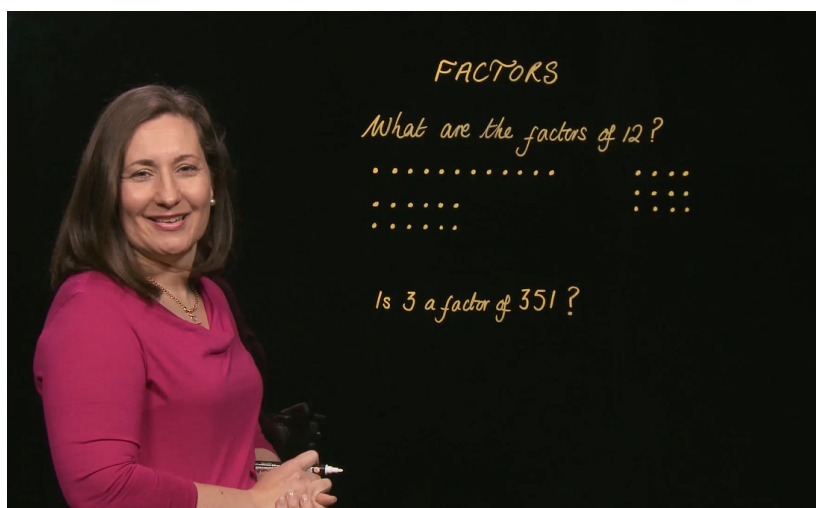


2013 | 3 min | CC

Divisibility Tests: 7–10

In this clip, students learn how to apply simple tests of divisibility for the numbers 7–10.

Snr Primary

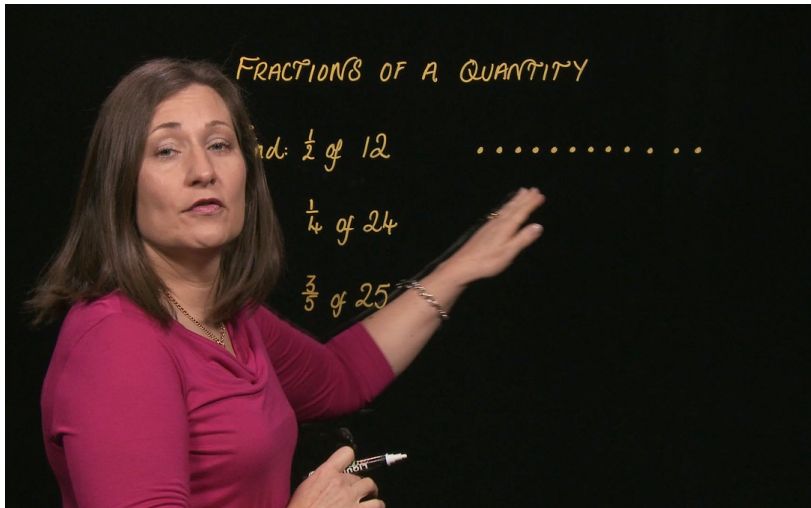


2013 | 3 min | CC

Factors

Students learn about factors, particularly prime factors, and how to find them through division in this clip.

Key Stage 3

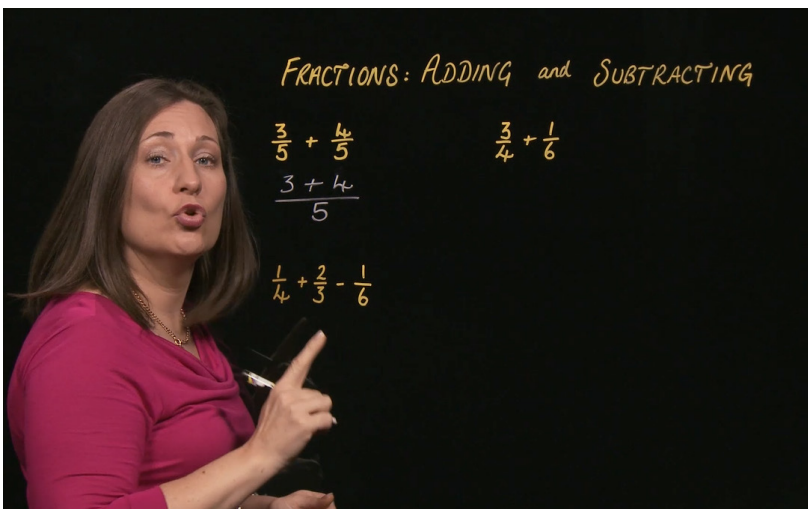


Fractions of a Quantity

In this video, the teacher explains how to calculate a fraction of an amount through a combination of division and multiplication.

Snr Primary

2013 | 6 min | CC

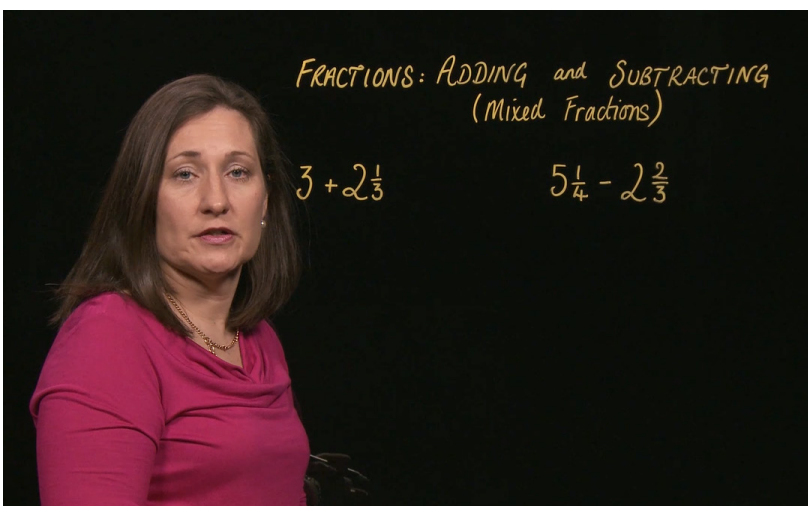


Fractions: Adding and Subtracting

Students learn the basics of how to add and subtract fractions in this video. This includes fractions with a common denominator, how to add and subtract fractions by writing them with a common denominator, and how to add and subtract fractions using the lowest common multiple (LCM).

Snr Primary

2013 | 5 min | CC

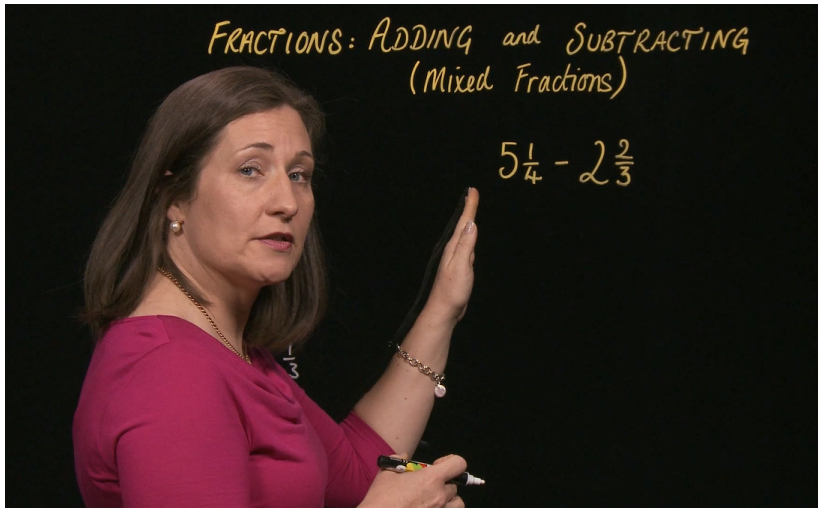


Fractions: Adding and Subtracting Mixed Fractions

Continuing from "Fractions: Adding and Subtracting", this video furthers students knowledge of adding and subtracting fractions by using mixed numbers. The method used by the teacher uses improper fractions to solve the equation.

Snr Primary

2013 | 3 min | CC

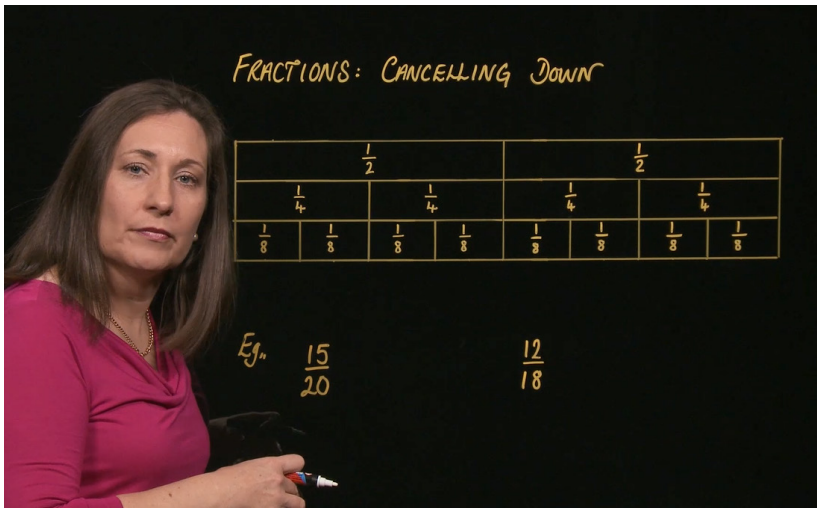


2013 | 4 min | CC

Fractions: Adding and Subtracting Mixed Fractions (Alternative Method)

Continuing on from "Fractions: Adding and Subtracting" and "Fractions: Adding and Subtracting Mixed Fractions" this video shows students how to add and subtract mixed fractions using a faster, more advanced method.

Snr Primary




2013 | 3 min | CC

Fractions: Cancelling Down

Cancelling down is the process of simplifying fractions. In this video, the teacher explains how to do this through a process of division.

Snr Primary

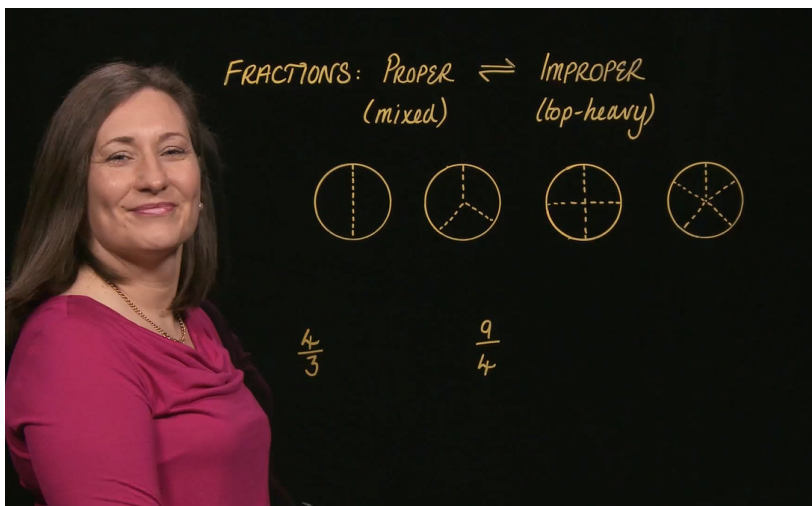


2013 | 6 min | CC

Fractions: Introduction and Equivalent

Students are introduced to the concept of fractions in this video. They learn to recognise when two fractions are equivalent and how to identify, recognise, find, and calculate equivalent fractions.

Snr Primary

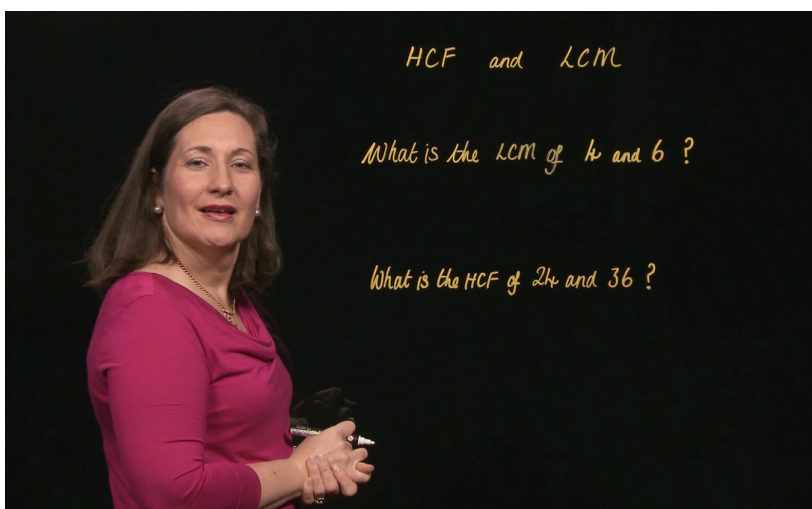


Fractions: Mixed to Improper and Improper to Mixed

In this clip, students are taught how to change a mixed number to an improper fraction and vice versa, using example questions.

Mid Primary - Snr Primary

2013 | 4 min | CC

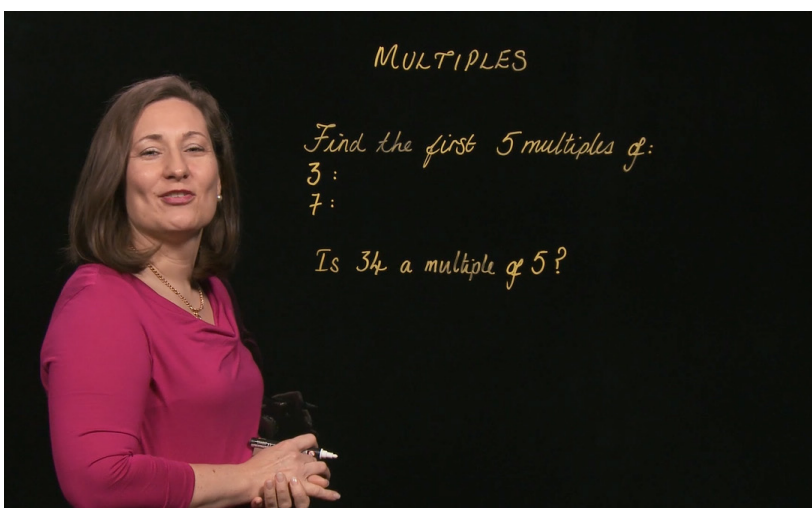


HCF and LCM

In this video, the teacher demonstrates how to find the lowest common multiple (LCM) and highest common factor (HCF) of two numbers.

Snr Primary

2013 | 3 min | CC

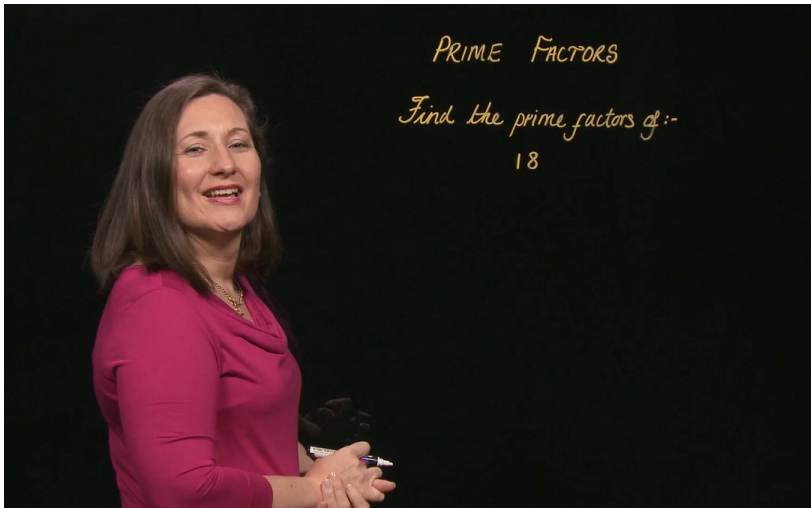


Multiples

This video allows students to understand the term 'multiple' in context and teaches them how it is used.

Snr Primary

2013 | 2 min | CC



2013 | 2 min | CC

Prime Factors

Students learn how to define prime factors and find them. Students will also learn how to express numbers in terms of their prime factors.

Snr Primary



2013 | 2 min | CC

Primes

In this clip, students are taught how to identify a prime number using the two factor rule.

Snr Primary



2013 | 3 min | CC


Rounding to the Nearest 10, 100 and 1000

In this clip, students learn to round whole numbers to any given power of 10, so students learn how to round numbers to the nearest 10, 100, and 1000.

Snr Primary

Representing Data

This series takes students through two common methods that are used to graphically represent data - pictograms and pie charts.

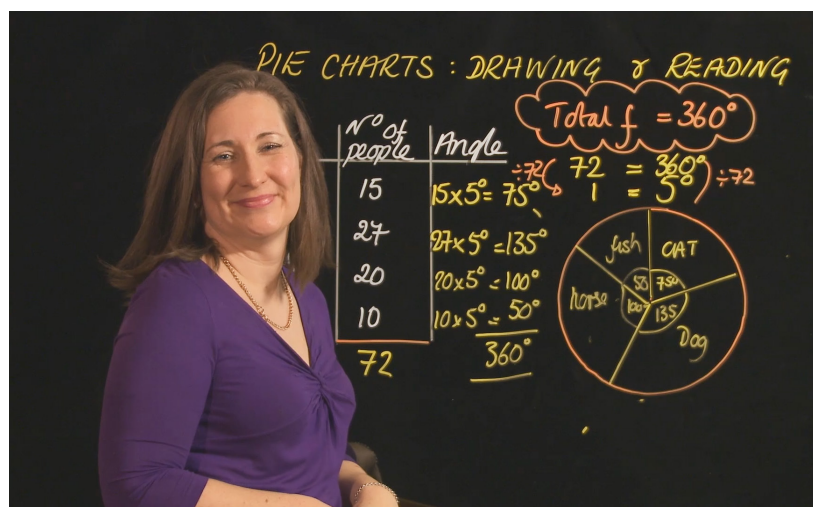


2013 | 4 min | CC

Pictograms

Pictograms are a way of representing data using drawings. Students are shown how to use a key to read a pictogram, and how to draw one based on a data set.

Snr Primary



2013 | 9 min | CC

Pie Charts: Drawing and Reading


In this programme, students are taught how to interpret and construct pie charts by using angles as a proportion of a circle.

Mid Primary - Snr Primary



Science

Stills from our new series



Miniclips

The natural world is full of fascinating processes, some of which are explored in these brand new Miniclips! Students will discover how rocks and soil are made, as well as the parts of plants and the process of germination.



2017 | 5 min | CC | AR


Discovering Rocks and Soil

What is soil? How is it formed? And what do rocks have to do with it? Natural processes change the Earth's surface, including rocks and soil! This Miniclip explains the processes that rocks undergo and links them to the creation of soil. It describes the different characteristics of soil, and how animals and plants contribute to this fertile resource.

Mid Primary

Additional Resources

- Teacher Pack
- Holding It All Together



2017 | 6 min | CC | AR

Plant Structures and Functions

We're surrounded by plants every single day – but do your students understand their structure or role in our everyday lives? This Miniclip covers the common features of plants such as the root, stem, leaves, and flowers, as well as the role of seeds in germination and how this process produces the delicious fruits we eat every day.

Jnr Primary - Mid Primary

Additional Resources

- Teacher Pack
- Plant-astic Parts!